

# Poly


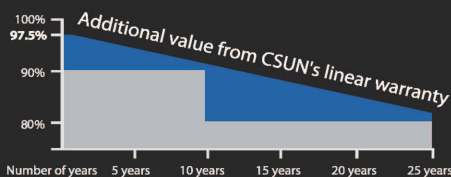


## Powerguard Insurance Global Coverage

The power output shall not be less than 97.5% of the minimum power output stated in the product data sheet in the first year of the product's life cycle. The loss of power output shall not exceed 0.7% per year thereafter, ending with 80.7% in the 25th year.

■ CSUN ■ Standard warranty

CSUN's NEW linear performance warranty



## CSUN275-60P

Standard residential offer

Module Fire Performance: Type 1 (UL 1703)

Fire Resistance Rating: Class C (IEC 61730)

CSUN275-60P CSUN270-60P

CSUN265-60P CSUN260-60P

CSUN255-60P

### 16.94%

Module efficiency

### 275 W

Highest power output

### 10 years

Material & workmanship warranty

### 25 years

Linear power output warranty



Industry leading conversion efficiency



Positive tolerance offer



Passed salt mist & ammonia corrosion, blowing sand and hail testing



Certificated to withstand wind (2400 Pa) and snow load (5400 Pa)



Excellent performance under weak light condition



Good temperature coefficient enables better output in hot climates

- China Sunergy Co., Ltd. designs, manufactures and delivers high efficiency solar cells and modules to the world from its production centers based in China, Turkey, South Korea and Vietnam.
- Founded in 2004, China Sunergy is well known for its advanced solar cell technology, reliable product quality, and excellent customer service.
- As one of leading PV enterprises, China Sunergy has delivered more than 4.0GW of solar products to residential, commercial, utility and off-grid projects all around the world.

\* Note: All specifications, warranties, certifications about module of „CSUN“ series also apply to that of „SST“.

All information and data are subject to change without notice.



[www.csun-solar.com](http://www.csun-solar.com)



All rights reserved by CSUN  
Version 3/2014-ENG

## Electrical Characteristics at Standard Test Conditions (STC)

Module Type	CSUN 275-60P	CSUN 270-60P	CSUN 265-60P	CSUN 260-60P	CSUN 255-60P
Maximum Power - P <sub>mpp</sub> (W)	275	270	265	260	255
Positive Power Tolerance	0~3%	0~3%	0~3%	0~3%	0~3%
Open Circuit Voltage - Voc (V)	38.0	37.9	37.7	37.6	37.5
Short Circuit Current - Isc (A)	9.15	9.08	9.01	8.94	8.92
Maximum Power Voltage - V <sub>mpp</sub> (V)	30.9	30.7	30.5	30.3	30.1
Maximum Power Current - I <sub>mpp</sub> (A)	8.91	8.80	8.69	8.58	8.47
Module Efficiency	16.94%	16.63%	16.32%	16.01%	15.70%

Electrical data relates to standard test conditions (STC): Irradiance 1000W/m<sup>2</sup>; AM 1.5; cell temperature 25°C measuring uncertainty of power is within ±3%. Certified in accordance with IEC61215, IEC61730-1/2 and UL 1703

## Electrical Characteristics at Normal Operating Cell Temperature (NOCT)

Module Type	CSUN 275-60P	CSUN 270-60P	CSUN 265-60P	CSUN 260-60P	CSUN 255-60P
Maximum Power - P <sub>mpp</sub> (W)	211	198	195	192	188
Maximum Power Voltage - V <sub>mpp</sub> (V)	28.4	28.3	28.2	28.1	28.0
Maximum Power Current - I <sub>mpp</sub> (A)	7.10	7.01	6.92	6.82	6.72
Open Circuit Voltage - Voc (V)	35.8	35.5	35.2	34.9	34.6
Short Circuit Current - Isc (A)	7.35	7.30	7.25	7.20	7.16

Electrical data relates to normal operating cell temperature (NOCT): Irradiance 800W/m<sup>2</sup>; wind speed 1 m/s; cell temperature 45°C; ambient temperature 20°C measuring uncertainty of power is within ±3%.

## Temperature Characteristics

Voltage Temperature Coefficient	-0.292%/K
Current Temperature Coefficient	+0.045%/K
Power Temperature Coefficient	-0.408%/K

## Maximum Ratings

Maximum System Voltage (V)	1000
Series Fuse Rating (A)	20
Reverse Current Overload (A)	27

## Mechanical Characteristics

Dimensions	1640 × 990 × 35 mm
Weight	18.3 kg
Frame	Anodized aluminum profile
Front Glass	White toughened safety glass, 3.2 mm
Cell Encapsulation	EVA (Ethylene-Vinyl-Acetate)
Back Sheet	Composite film
Cells	6x10 polycrystalline solar cells (4BB or 5BB 156 X156mm)
Junction Box	Rated current ≥ 12A, IP ≥ 65, TUV&UL
Cable	Length 900 mm, 1 × 4 mm <sup>2</sup>
Connector	MC 4/ compatible with MC 4

## Packaging

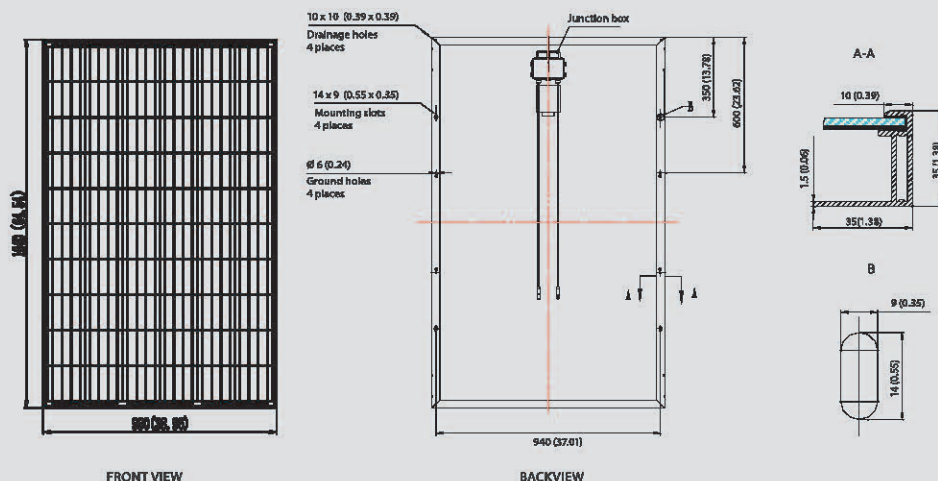
Container 20'	360 pcs.
Container 40'	840 pcs.
Container 40'HC	910 pcs.

## System Design

Temp. Range	-40°C to +85°C
Hail	max. diameter of 25mm with impact speed of 23m/s
Max. Capacity	Snow 5400 Pa, wind 2400 Pa
Application Class	A
Safety Class	II

## Dimensions

Note: mm (inch)



## IV-Curves

